



PUBLIC SAFETY DEPARTMENT

MUNICIPAL DISTRICT
OF BONNYVILLE No 87

2014 YEAR END REPORT



PUBLIC SAFETY DEPARTMENT MISSION

The Public Safety Department is committed to providing the residents of The Municipal District of Bonnyville No.87 with effective local law enforcement and related community based services in an accountable, cost-effective manner that responds directly to the needs of our community.

OUR SCHOOL RESOURCE OFFICER PROGRAM MISSION

To assist students in making informed choices through awareness, education and positive role modeling

TYPES OF INCIDENTS	2011	2012	2013	2014
Dog Control/Livestock	272	265	302	234
Unightly Property	21	22	26	30
Parking	43	50	109	99
Noise/Disturbance	5	5	11	9
ATV/Snowmobile	48	38	49	8
Garbage/Loose Loads	4	7	13	37
Miscellaneous	17	30	24	50
Traffic	2024	2370	2571	4331
Criminal Code	1	5	0	5
Motor Vehicle Collision	11	9	24	28
Commercial Trucks	5	67	96	171
Recovered Property	3	0	0	1
Request for Assistance	7	16	14	16
School Resource Program	6	5	1	9
TOTAL PER YEAR	2467	2889	3240	5028

INCIDENTS BY MUNICIPALITY

Type of Incidents	M.D.	Glendon
Dog Control/Livestock	213	21
Unsightly Property	21	9
Parking/Traffic Bylaw	81	18
Noise/Disturbance	9	
ATV/Snowmobile	8	
Garbage/Loose Loads	34	3
Miscellaneous	51	
Traffic	4283	48
Commercial Truck	169	2
Criminal Code	5	
Request for Assistance	16	
Motor Vehicle Collision	28	
School Resource Program	9	
TOTAL	4927	101

Compared to the above numbers, there were a total of 3162 incidents in the Municipal District and 78 in Glendon in 2013.

SCHOOL RESOURCE OFFICER PROGRAM

The Municipal District of Bonnyville commenced its school resource programming in January 2009. The program is currently operated in 20 area schools belonging to the Northern Lights School Division and the Lakeland Catholic School District. Each Year of operation has seen the usage of our School Officers, by the schools, increase. Each session that our School Officers do with students has been created by them to meet the needs of the grade level and subject matter curriculum, school requests, issues in our communities, as well as in consultation with local teachers and school administrators.

In 2011 our School Resource Officer Program received recognition by local schools in the form of a Friends of Education Award.

In 2014 our SRO program has continued to improve and the usage of our peace officers, by the schools, has increased. Much of the success of this program lies with the peace officers we have in place. We hire officers with additional qualifications which help them in the school setting as well the school divisions have input into our selections by assisting us in the interview process for these officers. The comfort level the schools have with our peace officers is a big factor in the success of the SRO program.

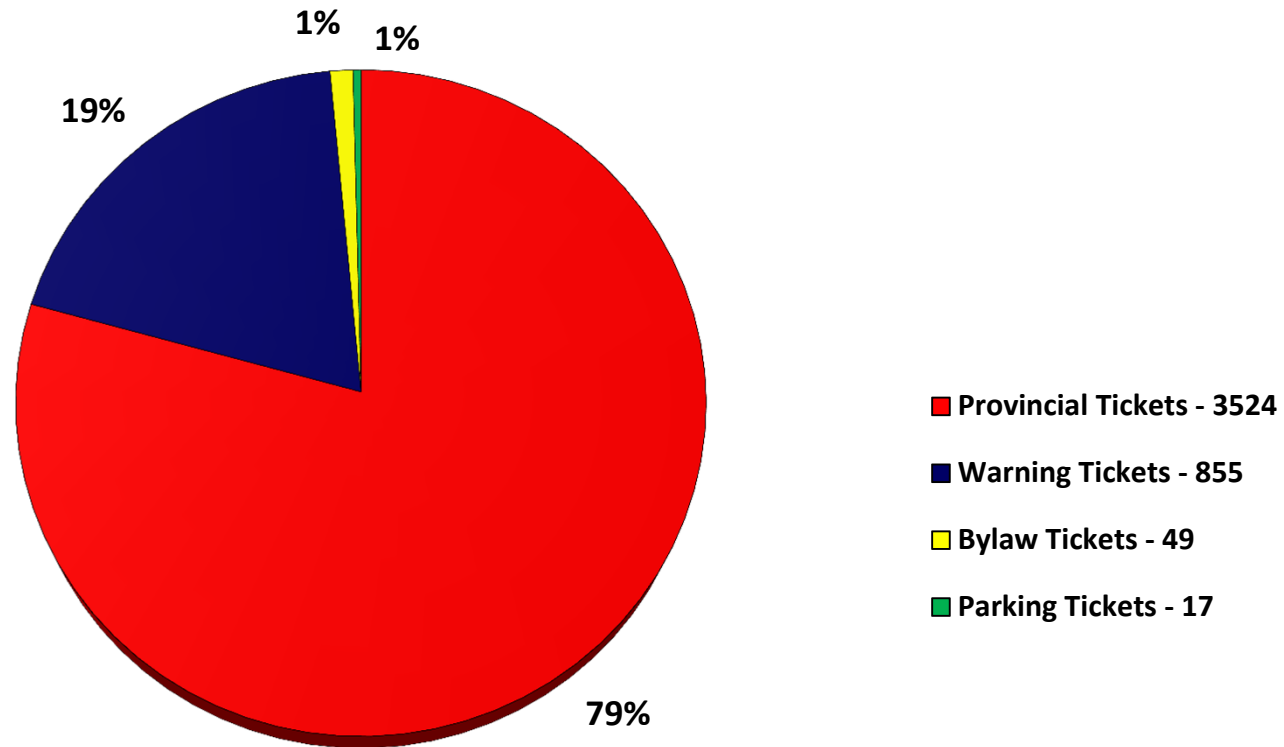
PATROL “BEAT” PROGRAM

In September of 2011 the Public Safety Department reorganized to provide patrol coverage using a Beat system. This means that individual officers are dedicated to a certain area during their duty time. This was done to avoid the constant back and forth across the large Municipal District answering complaints. This Patrol Beat Program allows officers to focus their attention on concerns in a smaller area and take ownership of their response to community issues and be accountable for results.

In 2012 we added an additional officer to focus on industry traffic safety and in 2014 this has been increased to four officers based on the large increase in oil industry and commercial traffic using local roads and secondary highways in the municipality.

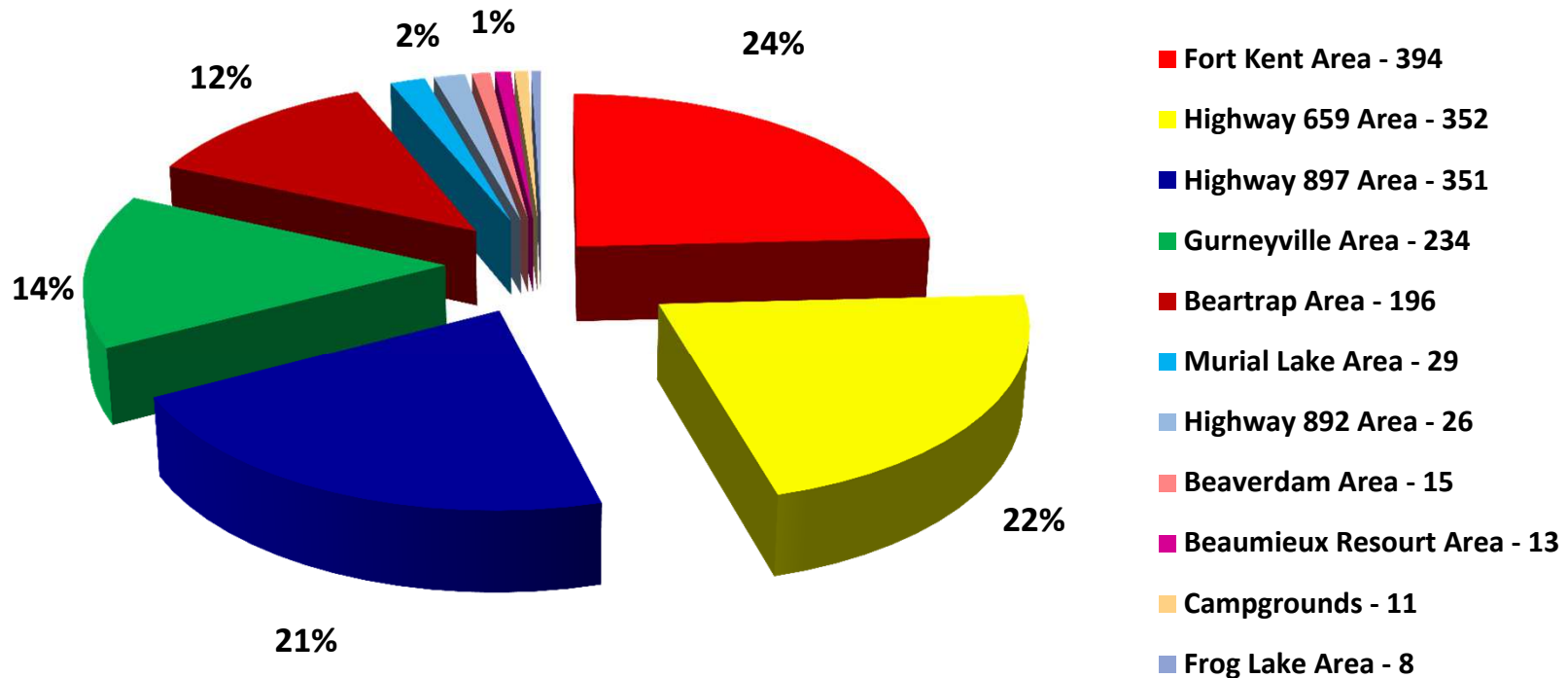
In June 2014 our industry patrol officers increased their coverage to 7 days a week and 12 hour shifts. With rotating shifts we covers the hours between 4 AM and 11 PM. These hours have the highest amount of industry related traffic on our municipal roads. Our officers deal with oil producers to promote traffic safety and provide an enhanced level of service. Local oil producers work with the Public Safety Department to improve road safety by funding one of our Industry patrol officer positions.

TICKETS ISSUED IN 2014



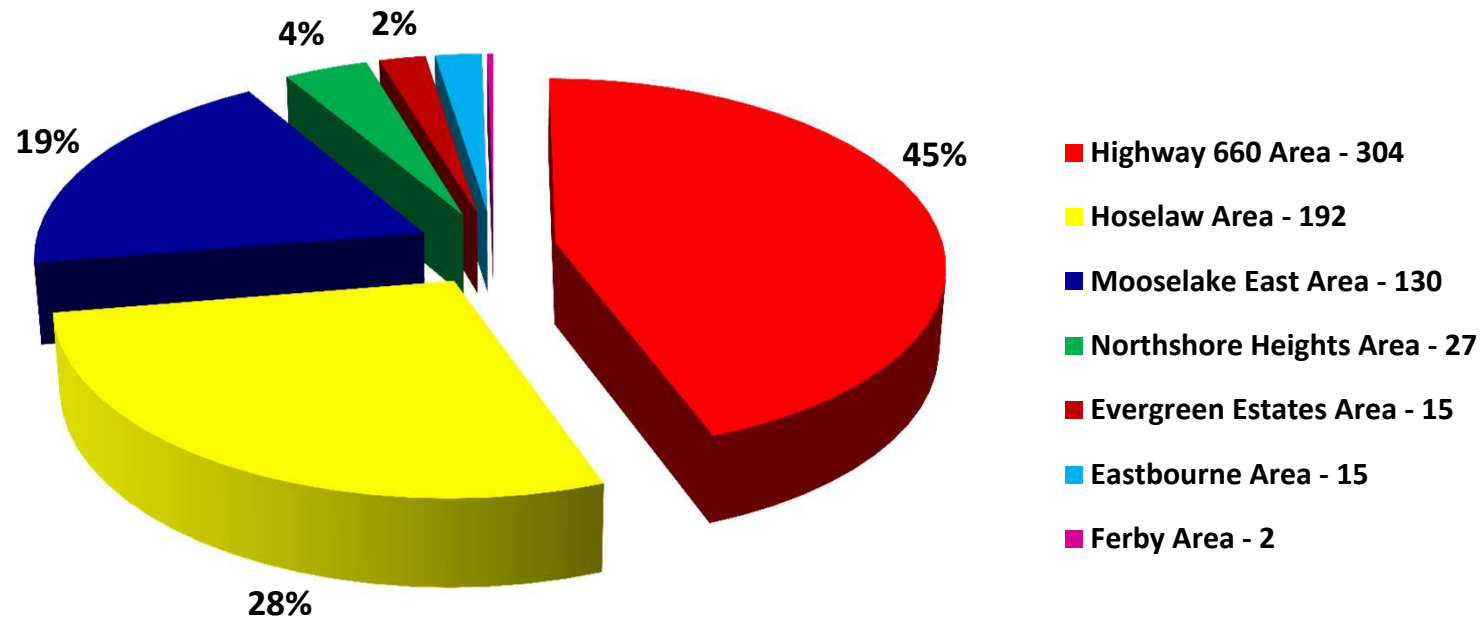
Peace Officers issued 4445 tickets in 2014. These were broken down into four types: Provincial Tickets, Bylaw Tickets, Parking Tickets and Written Warning tickets.

LOCATION OF INCIDENTS IN WARD 1 DURING 2014



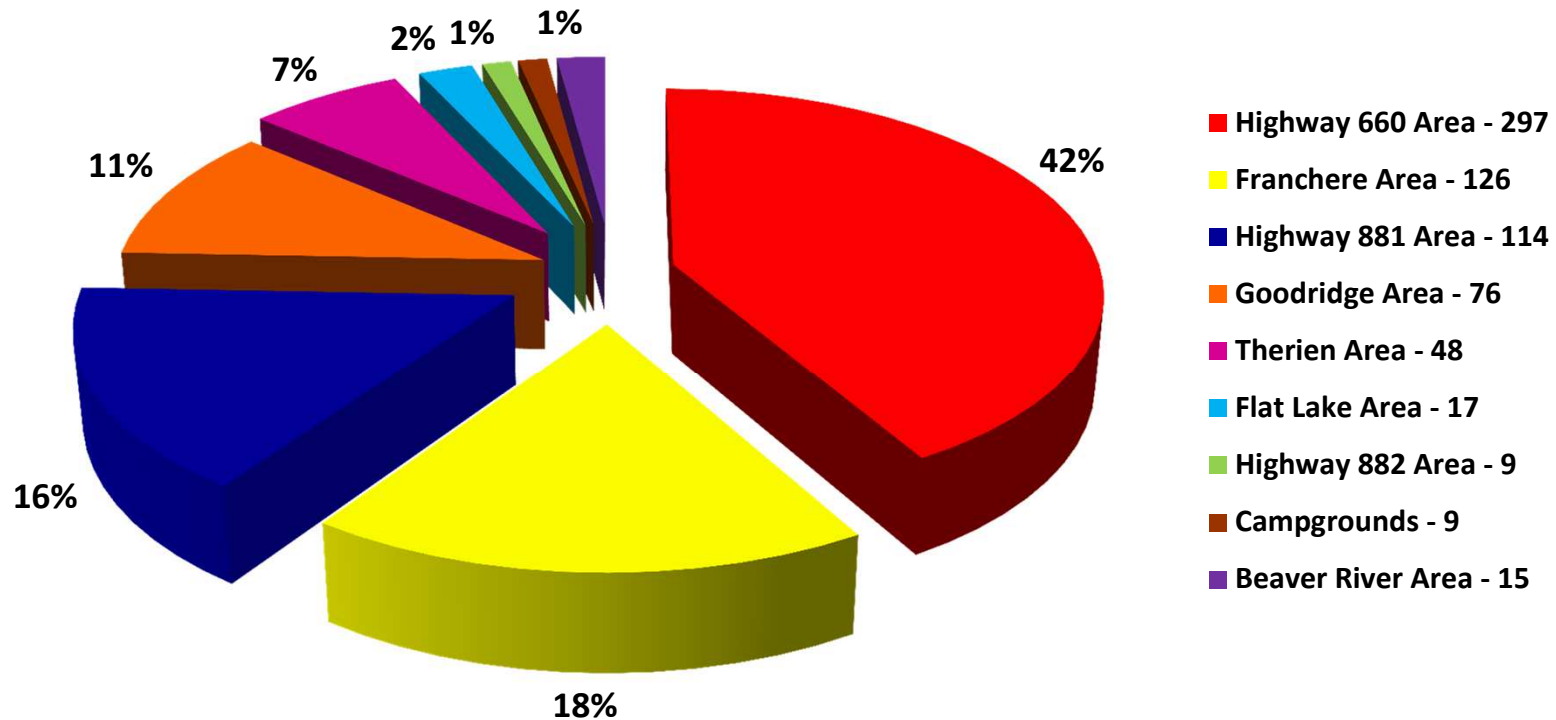
There was a total of 1629 Incidents in Ward 1 during 2014, up from 890 in 2013

LOCATION OF INCIDENTS IN WARD 2 DURING 2014



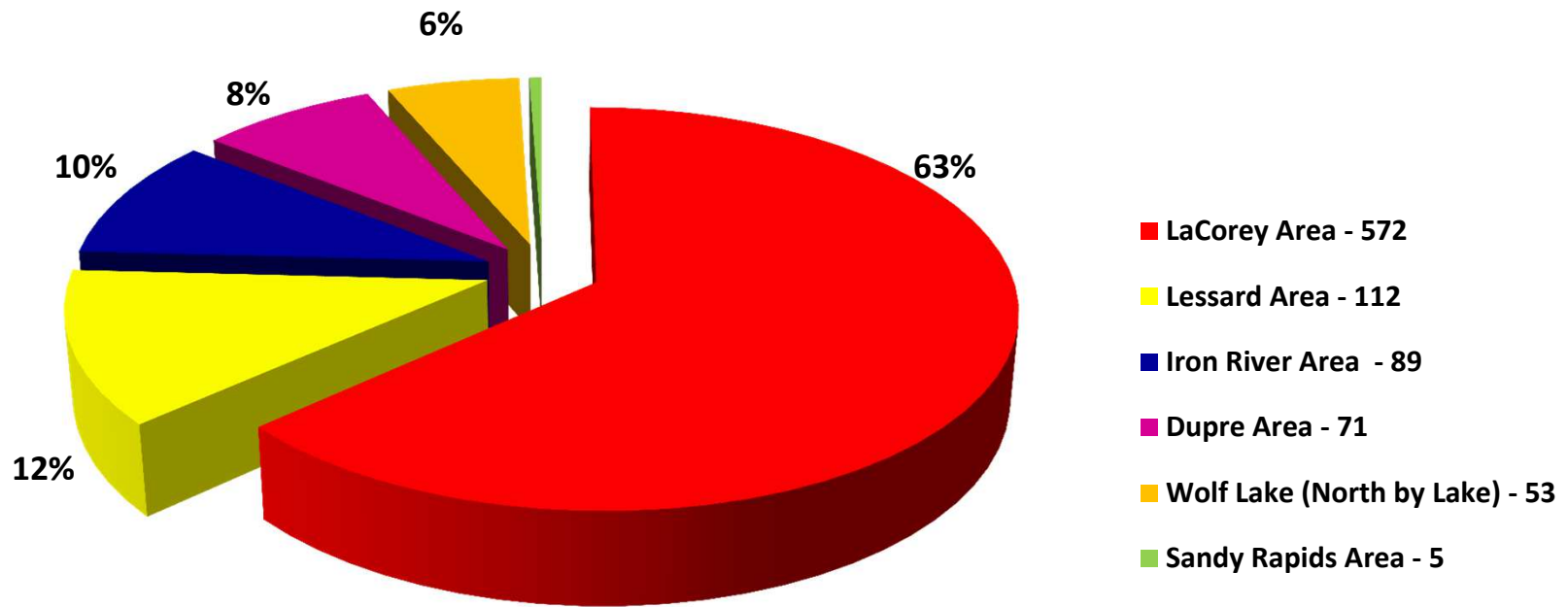
There was a total of 685 Incidents in Ward 2 during 2014, up from 337 in 2013

LOCATION OF INCIDENTS IN WARD 3 DURING 2014



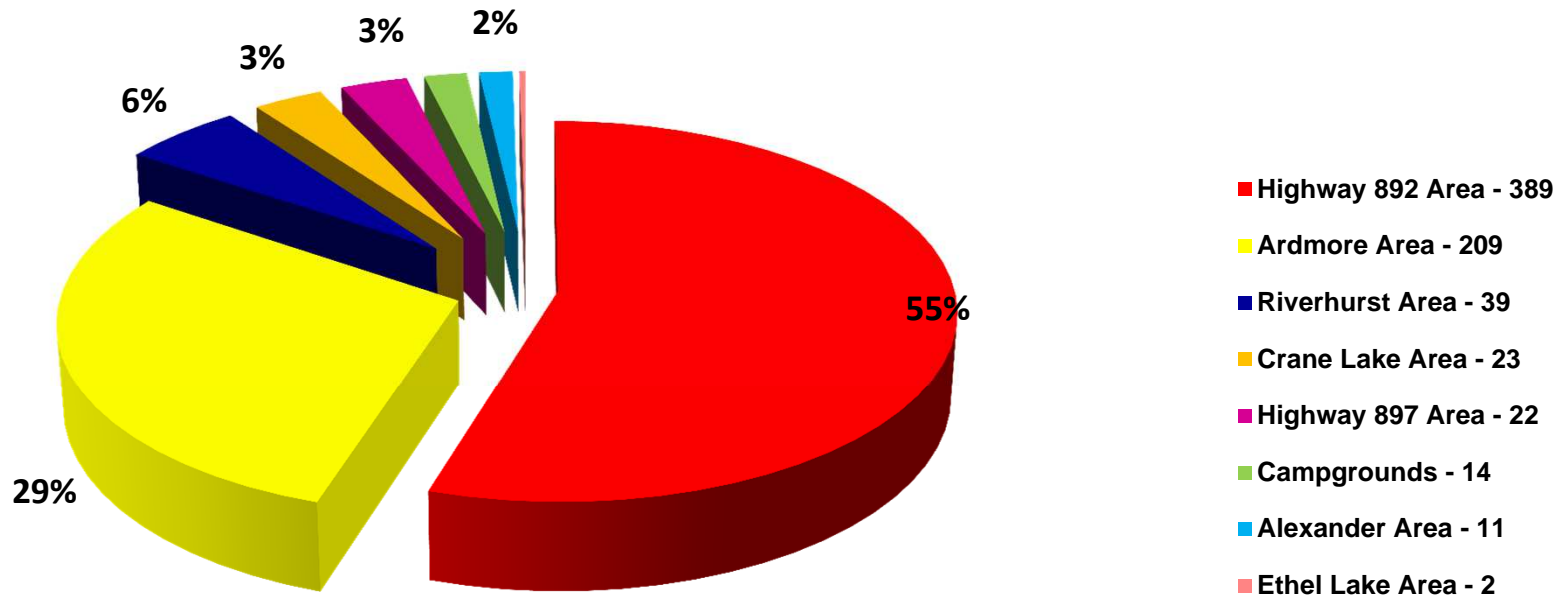
There was a total of 711 Incidents in Ward 3 during 2014, up from 410 in 2013

LOCATION OF INCIDENTS IN WARD 4 DURING 2014



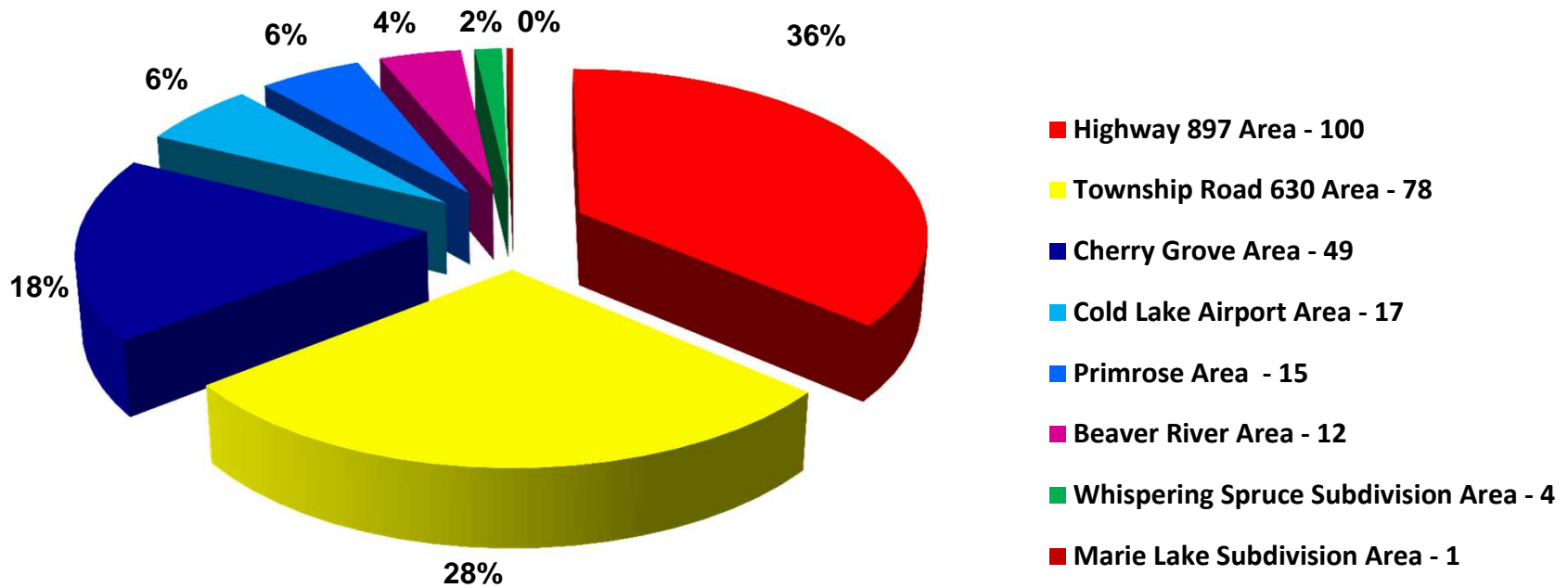
There was a total of 902 Incidents in Ward 4 during 2014, up from 722 in 2013

LOCATION OF INCIDENTS IN WARD 5 DURING 2014



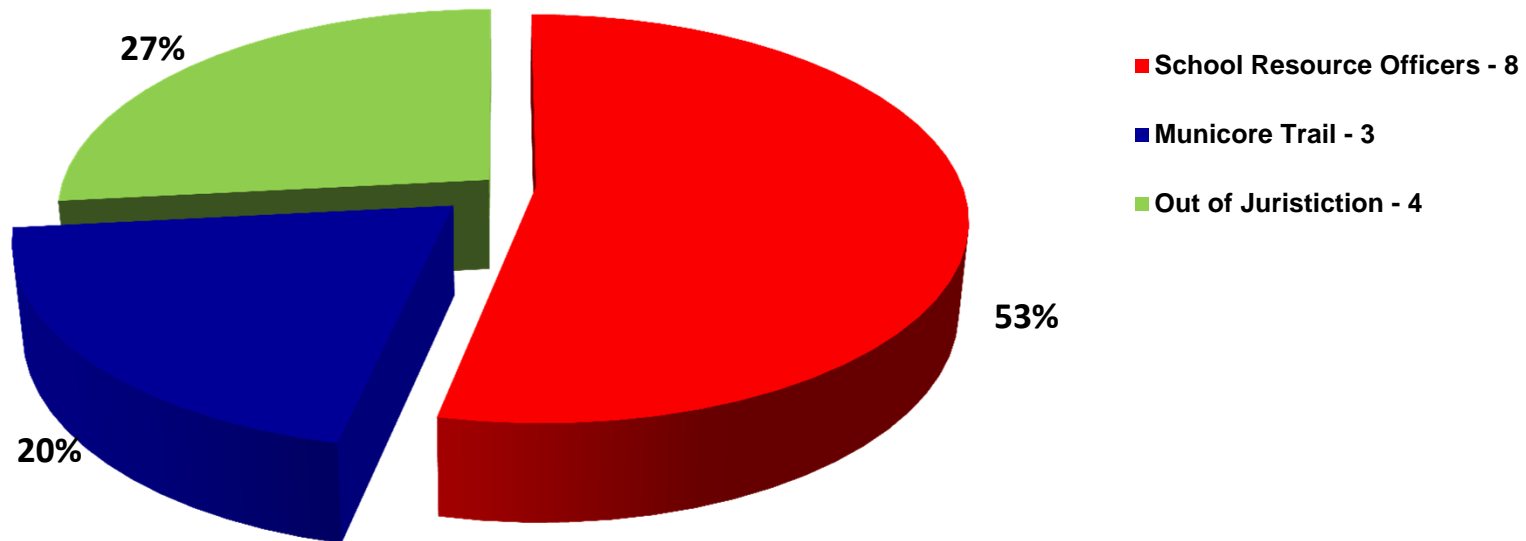
There was a total of 709 Incidents in Ward 5 during 2014, up from 492 in 2013

LOCATION OF INCIDENTS IN WARD 6 DURING 2014



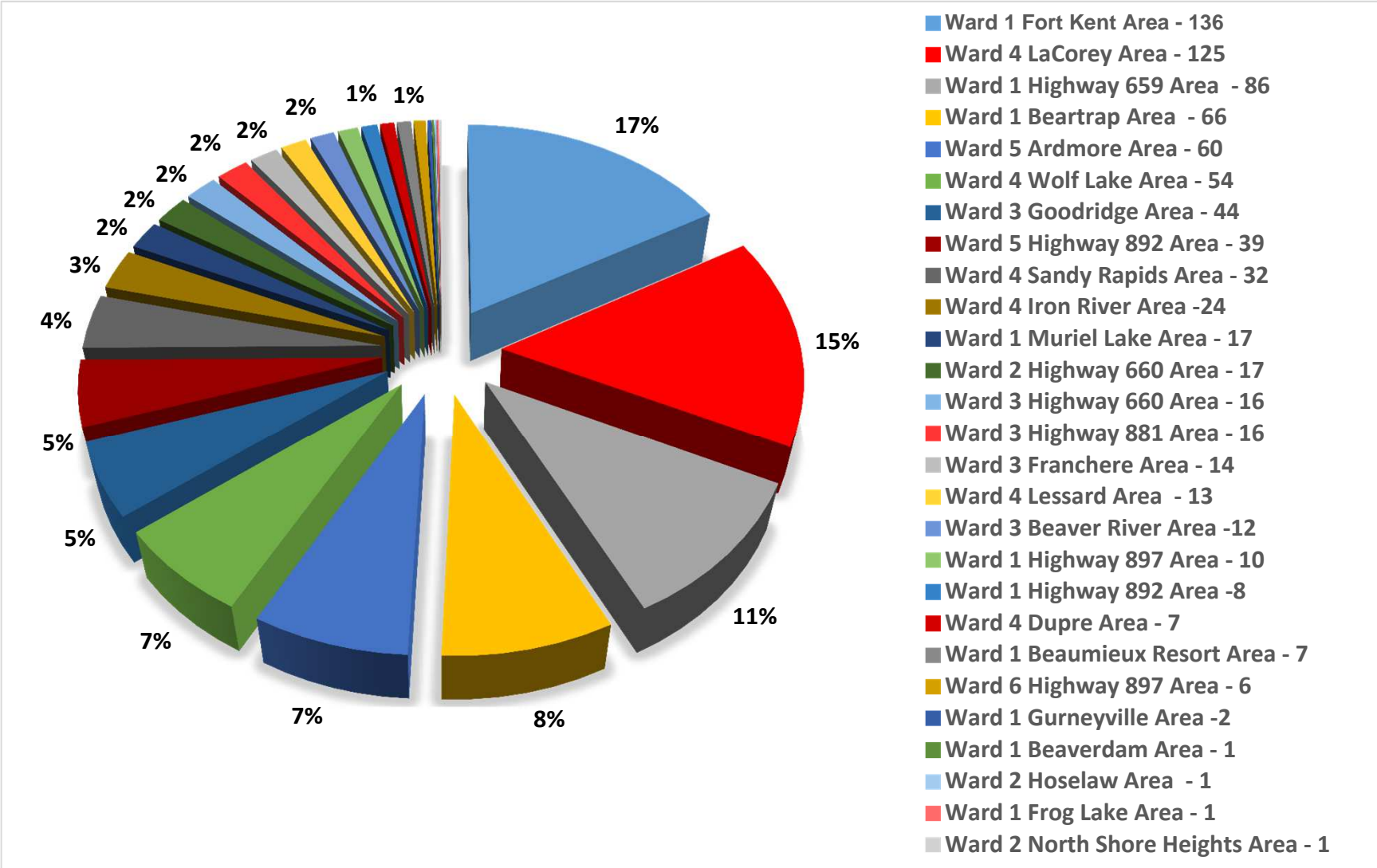
There was a total of 276 Incidents in Ward 6 during 2014, down from 294 in 2013

INCIDENTS LOCATED OUTSIDE OF WARD AREAS DURING 2014



In 2014 There were 15 incidents not included in Ward Area locations. 3 incidents on the Municorr Recreational Trail, which spans multiple Wards, 4 were out of Jurisdiction. 8 were school related files. In 2013 there were 17 overall.

Commercial Truck Inspections During 2014




There were a total of 816 Commercial Truck Inspections in 2014. 378 inspections were done during a 2 week blitz in January while the remaining 438 were done over the next 11 months.

Lakeland Catholic School Division



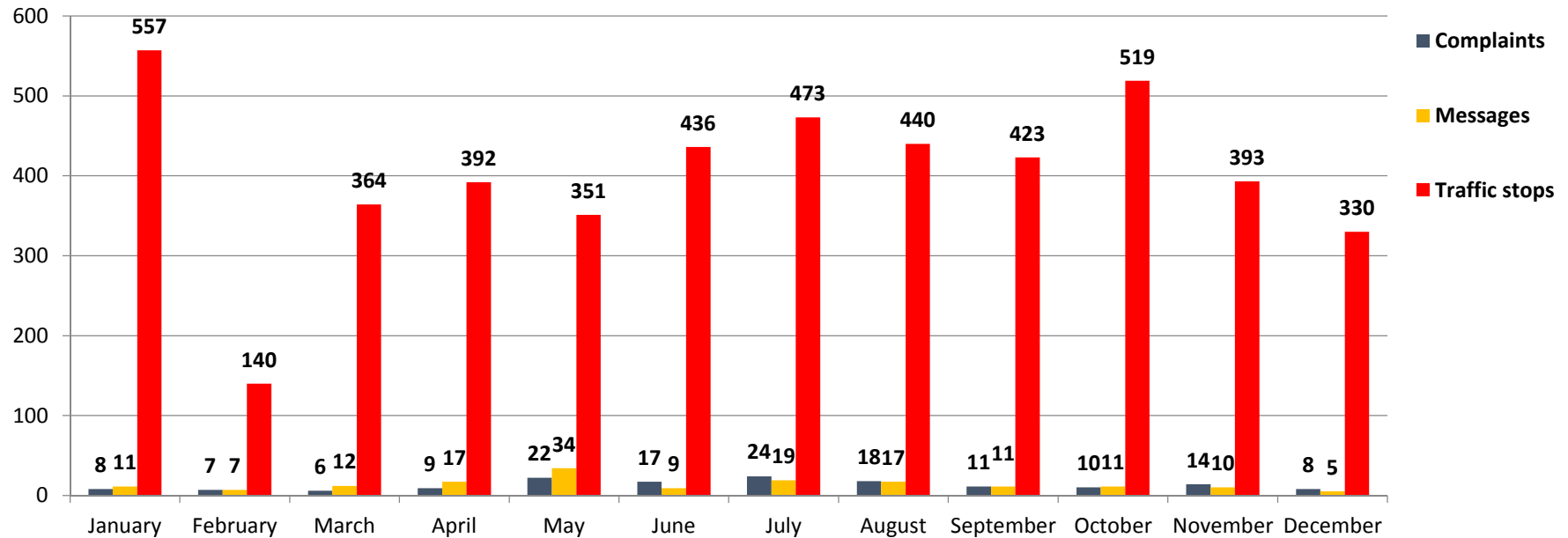
In 2014 our School Resource Officers provided 369 various interactions with Lakeland Catholic schools. These included stand alone sessions and our programs such as Right Choices and CSI. These also included informal relationship building visits, such as recess and lunch hour student interaction. This is higher than our 176 total in year 2013

Northern Lights School Division



In 2014 our School Resource Officers provided 751 various interactions with Northern Lights public schools in our area. These included stand alone sessions and our programs such as Right Choices and CSI. These also included informal relationship building visits, such as recess and lunch hour student interaction. This is higher than our 573 total in year 2013

2014 DISPATCH INFORMATION



In 2014 the Dispatch Centre handled 4818 activities for the Public Safety Department, this is up from 3078 activities in 2013. These numbers do not reflect other duties done for us by the dispatchers such as logging officers on and off duty and logging the locations of our School Resource Officers as they move from school to school during their shift.