

## BYLAW NO. 1847

A BYLAW OF THE MUNICIPAL DISTRICT OF BONNYVILLE NO. 87, IN THE PROVINCE OF ALBERTA TO REPLACE THE MASTER RATES BYLAW SCHEDULE "A" HEREBY CITED AS THE AMENDING MASTER RATES BYLAW.

**WHEREAS**, under the provisions of the Municipal Government Act, R.S.A 2000, Chapter M-26, and amendments thereto, a Council's power to pass a bylaw includes a power to amend or repeal a bylaw;

**WHEREAS**, Bylaw No. 1786, Master Rates Bylaw is to establish rates, fees and charges for information and services in the Municipal District of Bonnyville, under the authority and pursuant to the Municipal Government Act, R.S.A 2000, Chapter M-26, and amendments thereto;

**AND WHEREAS**, the Council of the Municipal District of Bonnyville No. 87 wishes to amend the rates, fees, and charges within Schedule "A" of the Master Rates Bylaw;


**NOW THEREFORE**, the Council of the Municipal District of Bonnyville No. 87, duly assembled in the Province of Alberta, hereby enacts the following:


- 1.1 That upon third reading of Bylaw No. 1847, Bylaw No. 1833 is hereby repealed.
- 1.2 That Schedule "A" of Bylaw No. 1786 is hereby replaced with Schedule "A", attached to and forming part of this bylaw.
- 1.3 That this Bylaw shall come into force and have effect from and after the date of third and final reading thereof.

READ A FIRST TIME IN COUNCIL THIS 27<sup>th</sup> DAY OF JUNE, 2023.

READ A SECOND TIME IN COUNCIL THIS 11<sup>th</sup> DAY OF JULY, 2023.

READ A THIRD TIME IN COUNCIL THIS 11<sup>th</sup> DAY OF JULY, 2023.

  
\_\_\_\_\_  
REEVE

  
\_\_\_\_\_  
CHIEF ADMINISTRATIVE OFFICER

**BYLAW NO. 1847**

**Schedule "A"**

**Master Rates and Fees Schedule**

<b>Table of Contents</b>	
Agricultural Services	3
Bonnyville Regional Airport	4
Corporate Services	5
Dog Control	6
Fire Protection Services	7
FOIP Request	8
Planning & Development	9
Transportation Services	22
Waste and Resource Recovery	23
Water and Sewer	24

*BK. G*

# BYLAW NO. 1847

## Schedule "A"

### Master Rates and Fees Schedule

#### Agricultural Services


(In accordance with Policies 5A.003 and 5A.004)

##### Rental Equipment:

Backpack Sprayer	5 days
Bloodless Castrator	5 days
Broadcaster (PTO)	\$60/day + GST
Calf Turntable	\$25/day + GST
Castrating Knife & Emasculator	5 days
Cattle Scale \$200 Damage Deposit	\$60 (21 + head \$120/day) + GST
Cattle Squeeze	\$25/day + GST
Corral Panels with gates	\$50/day + GST
Dehorner	5 days
Hand Seeder	5 days
Hoof Trimmers	5 days
Land Roller 15' \$500 Damage Deposit	\$120/day + GST
Land Roller 30' (Delivery Fee included) \$500 Damage Deposit	\$275/day + GST
Loading Chute only	\$25/day + GST
Loading Chute with corral panels	\$75/day + GST
Magpie Trap (4)	14 days
Moisture Tester	5 days
Portable Tub, Alley & Squeeze (Delivery Fee included) \$500 Damage Deposit	\$200/day + GST
Portable Tub, Alley & Squeeze (Delivery Fee included) \$500 Damage Deposit	\$300/weekend + GST
Post Pounder with gas engine	\$110/day + GST
Scare Cannon (6)	14 days
Skunk Trap (11)	14 days
Tree Planter	\$25/day + GST
Truck Sprayer herbicide/insecticide 300L	\$60/day + GST

*The above-mentioned equipment is subject to \$100 damage deposit and must be picked up unless otherwise indicated.*

<b>Castrator Rubbers</b> (Individual)	\$3.60 + GST
<b>Custom Spraying</b>	\$60/hr + Chemical + GST
<b>Beaver Dam Blasting</b>	\$100/beaver dam/visit
<b>Beaver Dam Removal on Adjoining Property</b>	Cost Recovery
<b>Non Compliance with Weed Notice</b>	\$500 Administration Fee + Cost for controlling infestation



**BYLAW NO. 1847**

**Schedule "A"**

**Master Rates and Fees Schedule**

**Bonnyville Regional Airport**

**Aircraft Parking Fees:**

Grass ( <i>Fees will not be applied to aircrafts on a leased lot</i> )	
Yearly	\$264/unit
6 Months	\$150/unit
Week	\$12/unit
Minimum	\$6/unit
Tarmac	
Monthly	\$150/unit
Daily (minimum of 4 hours)	\$15.25/unit

**Landing and Take off Fees (Combined):**

Turboprops and Turbojets	\$88
Pistons (over 3,500 kg)	\$65

**Notes:**

- (1) *Bonnyville Flying Club recreational members will not be charged landing fees if they pay a lot lease or aircraft parking fees.*
- (2) *Bonnyville flying Club commercial members are to be charged the landing fees to a maximum of \$500 per year.*
- (3) *Flying School 'touch and goes' are not to be charged landing fees.*
- (4) *Agricultural spray planes are to be charged a maximum of \$100 per day.*
- (5) *No fees will be charged for "Fly-in Breakfasts".*

**Lot Lease Rates:**

As agreements come up for renewal \$0.10/sq foot/annum

**Vehicle Parking Fees:**

Regular Stall \$5/unit per day  
Powered Stall \$10/unit per day

**Terminal Building Lease Rates:** *Rates to be negotiated by administration as requested*



**BYLAW NO. 1847**

**Schedule "A"**

**Master Rates and Fees Schedule**

**Corporate Services**

<b>Assessment Appeal:</b>	
Farmland & Residential	\$50/parcel
Non-Residential and Machinery & Equipment	\$100/parcel
<b>Land Ownership Map</b>	\$10 (including GST)
<b>Returned Cheque (e.g. NSF, stale dated, stop payment)</b>	\$20
<b>Tax Certificate</b>	\$25/parcel



**BYLAW NO. 1847**

**Schedule "A"**

**Master Rates and Fees Schedule**

**Dog Control**

(in accordance with Bylaw 1371)

<b>License Fee:</b>		
Each Animal (one time only)		\$20
<b>Replace License Tag Fee:</b>		\$5
<b>Impoundment Fees:</b>		\$100
<i>Those charged rendered by the veterinarian of SPCA that impounds the animal.</i>		



# BYLAW NO. 1847

## Schedule "A"

### Master Rates and Fees Schedule

#### Fire Protection Services

(In accordance with Bylaw 1668)

Response Fees for the following units will be charged as per the Alberta Transportation schedule of fees for on-highway emergency response:

Command Unit  
Emergency Rescue Unit  
Pumper Unit  
Rapid Response Unit  
Tanker Unit

**Standby Fee** \$500/unit/day + Manpower

**Manpower:**

Full Time \$45/hr  
Volunteer \$35/hr

**File Search**

\$75/search  
\$4/copy

**Open Fire Permit**

\$100/permit

**Fire Pit Permit to Construct**

\$50/permit

**Fire Works Permit** (no charge to non-profit groups)

\$10/permit

**Fire Works Storage and Sales Permit**

\$100/year

**Occupancy Load Certificates** (licensed premises)

\$75/certificate

**Hydrant Flow Tests and related data**

\$250/hr

**Fire investigation services**

\$75/hr

**Investigation Photos**

\$5/copy

**Air Refills** (breathing air)

\$16/30 min. cylinder  
\$40/cascade cylinder

**Above ground and underground tank removal and installation inspections**


\$100/hr

**Fire Inspections requested by owner or insurance company**

\$100/hr

**Re-inspection with outstanding Fire Code Violations**

\$75/visit



**BYLAW NO. 1847**

**Schedule "A"**

**Master Rates and Fees Schedule**

**FOIPP Request**

(In accordance with Bylaw 1200)

For a record that is **not** a record of the personal information of the applicant:

**Initial Fee:**

For a non-continuing request	\$25
For a continuing request	\$50

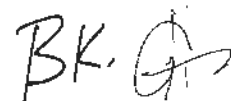
In addition to the initial fee, fees for services may also be charged if the amount of the fees, as estimated by the municipality, in accordance with Schedule 2 of the Freedom of Information and Protection of Privacy Regulation A.R. 186/2008, exceeds \$150.

Where the amount estimated exceeds \$150, the total amount is to be charged.

For a record that **is** a record of the personal information of the applicant:

Only fees for copying a record in accordance with items 3 to 6 of Schedule 2 of the Freedom of Information and Protection of Privacy Regulation A.R. 186/2008 may be charged if the amount of fees, as estimated by the municipality, exceeds \$10.

Where the estimated exceeds \$10, the total amount is to be charged.





# BYLAW NO. 1847

## Schedule "A"

### Master Rates and Fees Schedule

#### Planning & Development

##### Development Application Fees:

Residential Development	\$125
Residential Discretionary Development	\$175
Non-Residential Development	\$250
Non-Residential Discretionary Development	\$300
Municipal Land Permit/License	\$125
Fencing	\$50
Road Approach	\$75
Industrial/Commercial Road Approach	\$200
Short-Term Road Approach Deposit	\$1,000
Short-Term Road Approach Reclamation	Actual cost to municipality
Variance Requests	Development \$50
Fee +	
Signs	\$75
Change of Use	\$125

##### Development Penalty Fees:

Residential Development	
Proceeding with a development prior to obtaining a Development Permit in addition to the permit fee:	
For the first offence	\$1,500
For the second offence	\$3,000
Non-Residential Development	
Development up to and including \$20,000 value:	
For the first offence	\$1,000
For the second offence	\$3,000
Development over \$20,000 in value:	
For the first offence	\$3,500
For the second offence	\$10,500

##### Subdivision and Development Appeal Board Fees:

Subdivision Appeal	\$200
Development Appeal	\$200
Stop Order Appeal	\$500

##### Other Related Fees:

Compliance Certificate	\$100
Submission of New Area Structure Plan (ASP)	\$2,000
Amendment, including rezoning, Land Use Bylaw (LUB), Municipal Development Plan (MDP), Intermunicipal Development Plan (IDP), MASP, and Area Structure Plan (ASP)	\$1,000
Document File Search	\$5
Roadway License Application	\$150

# BYLAW NO. 1847

## Schedule "A"

### Master Rates and Fees Schedule

#### Planning & Development

##### Building Permit Fees:

Residential		
New Construction	\$0.40/sq ft (minimum \$300)	
Addition, Renovations, Basement Development	\$0.25/sq ft (minimum \$125)	
Decks		\$75
RTM and Home Relocations	\$0.30/sq ft (minimum \$300)	
Multi-Family		
New Construction	\$0.40/sq ft (minimum \$300)	
Addition, Renovations, Basement Development	\$0.25/sq ft (minimum \$125)	
Decks/Pools		\$75
RTM and Home Relocations	\$0.30/sq ft (minimum \$300)	
Garage (attached or detached), Shed, Shop or Accessory Building		
Under 250 sq ft		\$75
250- 624 sq ft		\$150
625 sq ft plus		\$0.30/sq ft
Mobile Home		\$150
Solar Roof Mount		\$125
Wood Stove		\$75
Demolition/Removal		\$50
Non-Residential	\$5.50/\$1,000 Building Value up to \$1,00,000	
	\$4.50/\$1,000 thereafter	
		Minimum of \$275
Inspection Fee for closed or inactive building permits		\$150

##### Building Permit Penalties:

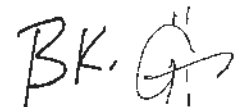
Starting construction without a permit being issued in addition to Building Permit fees \$250

##### Safety Code Penalties:

When work has commenced without obtaining the required permit(s) the permit fee(s) shall be doubled as a fine.

##### Subdivision Applications (Subject to GST):

For subdivision creating fewer than four (4) lots, including any remnant lot		
Application		\$300
Per lot with application		\$100
Per lot at request for endorsement		\$150
For subdivisions creating four (4) or more lots, including any remnant lot		
Application		\$300
Per lot with application		\$100
Per lot at request for endorsement		\$150
Time Extension Request		\$100



BYLAW NO. 1847

Schedule "A"

Master Rates and Fees Schedule

Planning & Development

Homeowner Electrical Fees:	Permit Fee to Agency	Admin Fee	Safety Codes Fee	Total
0 – 500 sq ft	\$75	\$20	\$4.50	\$99.50
501 – 1,000 sq ft	\$161	\$20	\$7.24	\$188.24
1,001 – 1,500 sq ft	\$197	\$20	\$8.68	\$225.68
1,501 – 2,000 sq ft	\$239	\$20	\$10.36	\$269.36
2,001 – 2,500 sq ft	\$255	\$20	\$11.00	\$286.00
2,501 sq ft and above	\$310	\$20	\$13.20	\$343.20
Minimum permit	\$75	\$20	\$4.50	\$99.50
Temporary Service	\$75	\$20	\$4.50	\$99.50
Service Charge	\$110	\$20	\$5.20	\$135.20
Mobile Home Connection	\$90	\$20	\$4.50	\$114.50
Basement Development	\$93	\$20	\$4.52	\$117.52
Accessory Buildings (garages, Shops, Sheds, Farm Buildings) less than 1,000 sq ft	\$102	\$20	\$4.88	\$126.88
Accessory Buildings (garages, Shops, Sheds, Farm Buildings) more than 1,000 sq ft	\$199	\$20	\$8.76	\$227.76
<b>Work Over and Above Contract:</b>				
Inspection for Closed Permit	\$96			
Private Inspection	\$96			



# BYLAW NO. 1847

## Schedule "A"

### Master Rates and Fees Schedule

#### Planning & Development

<b>Contractor &amp; Solar Electrical Fees:</b>	<b>Permit Fee to Agency</b>	<b>Admin Fee</b>	<b>Safety Codes Fee</b>	<b>Total</b>
Installation Cost				
0 – 750	\$75	\$20	\$4.50	\$99.50
750.01 – 1,500	\$90	\$20	\$4.50	\$114.50
1,500.01 – 2,000	\$102	\$20	\$4.88	\$126.88
2,000.01 – 2,500	\$110	\$20	\$5.20	\$135.20
2,500.01 – 3,000	\$118	\$20	\$5.52	\$143.52
3,000.01 – 3,500	\$129	\$20	\$5.96	\$154.96
3,500.01 – 4,000	\$138	\$20	\$6.32	\$164.32
4,000.01 – 4,500	\$146	\$20	\$6.64	\$172.64
4,500.01 – 5,000	\$153	\$20	\$6.92	\$179.92
5,000.01 – 5,500	\$162	\$20	\$7.28	\$189.28
5,500.01 – 6,000	\$170	\$20	\$7.60	\$197.60
6,000.01 – 6,500	\$178	\$20	\$7.92	\$205.92
6,500.01 – 7,000	\$186	\$20	\$8.24	\$214.24
7,000.01 – 7,500	\$194	\$20	\$8.56	\$222.56
7,500.01 – 8,000	\$203	\$20	\$8.92	\$231.92
8,000.01 – 8,500	\$211	\$20	\$9.24	\$240.24
8,500.01 – 9,000	\$221	\$20	\$9.64	\$250.64
9,000.01 – 9,500	\$229	\$20	\$9.96	\$258.96
9,500.01 – 10,000	\$238	\$20	\$10.32	\$268.32
10,000.01 – 11,000	\$243	\$20	\$10.52	\$273.52
11,000.01 – 12,000	\$249	\$20	\$10.76	\$279.76
12,000.01 – 13,000	\$255	\$20	\$11.00	\$286.00
13,000.01 – 14,000	\$262	\$20	\$11.28	\$293.28
14,000.01 – 15,000	\$268	\$20	\$11.52	\$299.52
15,000.01 – 16,000	\$274	\$20	\$11.76	\$305.76
16,000.01 – 17,000	\$279	\$20	\$11.96	\$310.96
17,000.01 – 18,000	\$285	\$20	\$12.20	\$317.20
18,000.01 – 19,000	\$291	\$20	\$12.44	\$323.44
19,000.01 – 20,000	\$297	\$20	\$12.68	\$329.68
20,000.01 – 21,000	\$304	\$20	\$12.96	\$336.96
21,000.01 – 22,000	\$309	\$20	\$13.16	\$342.16
22,000.01 – 23,000	\$315	\$20	\$13.40	\$348.40
23,000.01 – 24,000	\$321	\$20	\$13.64	\$354.64
24,000.01 – 25,000	\$327	\$20	\$13.88	\$360.88
25,000.01 – 26,000	\$333	\$20	\$14.12	\$367.12
26,000.01 – 27,000	\$340	\$20	\$14.40	\$374.40
27,000.01 – 28,000	\$345	\$20	\$14.60	\$379.60
28,000.01 – 29,000	\$351	\$20	\$14.84	\$385.84




BYLAW NO. 1847

Schedule "A"

Master Rates and Fees Schedule

Planning & Development

Contractor & Solar Electrical Fees: (cont'd)	Permit Fee to Agency	Admin Fee	Safety Codes Fee	Total
Installation Cost				
29,000.01 – 30,000	\$357	\$20	\$15.08	\$392.08
30,000.01 – 31,000	\$363	\$20	\$15.32	\$398.32
31,000.01 – 32,000	\$369	\$20	\$15.56	\$404.56
32,000.01 – 33,000	\$375	\$20	\$15.80	\$410.80
33,000.01 – 34,000	\$381	\$20	\$16.04	\$417.04
34,000.01 – 35,000	\$387	\$20	\$16.28	\$423.28
35,000.01 – 36,000	\$392	\$20	\$16.48	\$428.48
36,000.01 – 37,000	\$396	\$20	\$16.64	\$432.64
37,000.01 – 38,000	\$404	\$20	\$16.96	\$440.96
38,000.01 – 39,000	\$411	\$20	\$17.24	\$448.24
39,000.01 – 40,000	\$416	\$20	\$17.44	\$453.44
40,000.01 – 41,000	\$423	\$20	\$17.72	\$460.72
41,000.01 – 42,000	\$428	\$20	\$17.92	\$465.92
42,000.01 – 43,000	\$435	\$20	\$18.20	\$473.20
43,000.01 – 44,000	\$440	\$20	\$18.40	\$478.40
44,000.01 – 45,000	\$447	\$20	\$18.68	\$485.68
45,000.01 – 46,000	\$452	\$20	\$18.88	\$490.88
46,000.01 – 47,000	\$459	\$20	\$19.16	\$498.16
47,000.01 – 48,000	\$465	\$20	\$19.40	\$504.40
48,000.01 – 49,000	\$471	\$20	\$19.64	\$510.64
49,000.01 – 50,000	\$476	\$20	\$19.84	\$515.84
50,000.01 – 60,000	\$507	\$20	\$21.08	\$548.08
60,000.01 – 70,000	\$536	\$20	\$22.24	\$578.24
70,000.01 – 80,000	\$567	\$20	\$23.48	\$610.48
80,000.01 – 90,000	\$595	\$20	\$24.60	\$639.60
90,000.01 – 100,000	\$626	\$20	\$25.84	\$671.84
100,000.01 – 110,000	\$655	\$20	\$27.00	\$702.00
110,000.01 – 120,000	\$685	\$20	\$28.20	\$733.20
120,000.01 – 130,000	\$716	\$20	\$29.44	\$765.44
130,000.01 – 140,000	\$745	\$20	\$30.60	\$795.60
140,000.01 – 150,000	\$775	\$20	\$31.80	\$826.80
150,000.01 – 160,000	\$804	\$20	\$32.96	\$856.96
160,000.01 – 170,000	\$835	\$20	\$34.20	\$889.20
170,000.01 – 180,000	\$864	\$20	\$35.36	\$919.36
180,000.01 – 190,000	\$894	\$20	\$36.56	\$950.56
190,000.01 – 200,000	\$954	\$20	\$38.96	\$1,012.96
200,000.01 – 210,000	\$984	\$20	\$40.16	\$1,044.16
210,000.01 – 220,000	\$1014	\$20	\$41.36	\$1,075.36



# BYLAW NO. 1847

## Schedule "A"

### Master Rates and Fees Schedule

#### Planning & Development

Contractor & Solar Electrical Fees: (cont'd)	Permit Fee to Agency	Admin Fee	Safety Codes Fee	Total
Installation Cost				
220,000.01 – 230,000	\$1,044	\$20	\$42.56	\$1,106.56
230,000.01 – 240,000	\$1,073	\$20	\$43.72	\$1,136.72
240,000.01 – 250,000	\$1,103	\$20	\$44.92	\$1,167.92
250,000.01 – 300,000	\$1,194	\$20	\$48.56	\$1,262.56
300,000.01 – 350,000	\$1,281	\$20	\$52.04	\$1,353.04
350,000.01 – 400,000	\$1,372	\$20	\$55.68	\$1,447.68
400,000.01 – 450,000	\$1,462	\$20	\$59.28	\$1,541.28
450,000.01 – 500,000	\$1,506	\$20	\$61.04	\$1,587.04
500,000.01 – 550,000	\$1,640	\$20	\$66.40	\$1,726.40
550,000.01 – 600,000	\$1,729	\$20	\$69.96	\$1,818.96
600,000.01 – 650,000	\$1,820	\$20	\$73.60	\$1,913.60
650,000.01 – 700,000	\$1,909	\$20	\$77.16	\$2,006.16
700,000.01 – 750,000	\$1,999	\$20	\$80.76	\$2,099.76
750,000.01 – 800,000	\$2,088	\$20	\$84.32	\$2,192.32
800,000.01 – 850,000	\$2,179	\$20	\$87.96	\$2,286.96
850,000.01 – 900,000	\$2,267	\$20	\$91.48	\$2,378.48
900,000.01 – 950,000	\$2,358	\$20	\$95.12	\$2,473.12
950,000.01 – 1,000,000	\$2,450	\$20	\$98.80	\$2,568.80
Add \$91 to Agency Fee for every \$100,000 over \$1,000,000 (job value cost)				
<b>Work Over and Above Contract:</b>				
Inspection for Closed Permit	\$96			
Private Inspection	\$96			

BK. G

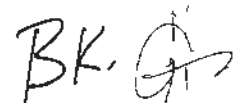
**BYLAW NO. 1847**

**Schedule "A"**

**Master Rates and Fees Schedule**

**Planning & Development**

<b>Homeowner Residential Gas Installations:</b>	<b>Permit Fee to Agency</b>	<b>Admin Fee</b>	<b>Safety Codes Fee</b>	<b>Total</b>
<b>Number of Outlets</b>				
1	\$98	\$20	\$4.72	\$122.72
2	\$104	\$20	\$4.96	\$128.96
3	\$138	\$20	\$6.32	\$164.32
4	\$167	\$20	\$7.48	\$194.48
5	\$198	\$20	\$8.72	\$226.72
6	\$214	\$20	\$9.36	\$243.36
7	\$230	\$20	\$10.00	\$260.00
8	\$245	\$20	\$10.60	\$275.60
9	\$260	\$20	\$11.20	\$291.20
10	\$276	\$20	\$11.84	\$307.84
11	\$289	\$20	\$12.36	\$321.36
12	\$301	\$20	\$12.84	\$333.84
13	\$313	\$20	\$13.32	\$346.32
14	\$325	\$20	\$13.80	\$358.80
15	\$339	\$20	\$14.36	\$373.36
16	\$351	\$20	\$14.84	\$385.84
17	\$363	\$20	\$15.32	\$398.32
18	\$375	\$20	\$15.80	\$410.80
19	\$388	\$20	\$16.32	\$424.32
20	\$400	\$20	\$16.80	\$436.80
Add \$12 to Agency Fee for each outlet over 20.				
<b>Work Over and Above Contract:</b>				
Inspection for Closed Permit	\$93			
Private Inspection	\$93			
<b>Propane Tank Sets (New or Replacement):</b>				
Type of Installation:				
Propane Tank Sets (New or Replacement)	\$75	\$20	\$4.50	\$99.50
Temporary Propane/Natural Gas Heating (includes Tank set)	\$75	\$20	\$4.50	\$99.50
Gas/Propane Cylinder Refill Centres	\$150	\$20	\$6.80	\$176.80
<b>Replacement of Commercial or Industrial Appliances (per unit):</b>				
BTU Input:				
0 – 400,000 BTU Input	\$100	\$20	\$4.80	\$124.80
400,001 – 5,000,000 BTU Input	\$122	\$20	\$5.68	\$147.68
Over 5,000,000 BTU Input	\$328	\$20	\$13.92	\$361.92
<b>Work Over and Above Contract:</b>				
Inspection for Closed Permit	\$93			
Private Inspection	\$93			



**BYLAW NO. 1847**

**Schedule "A"**

**Master Rates and Fees Schedule**

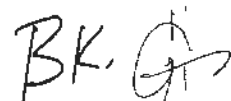
**Planning & Development**

<b>Contacting Residential Gas Installations:</b>	<b>Permit Fee to Agency</b>	<b>Admin Fee</b>	<b>Safety Codes Fee</b>	<b>Total</b>
Number of Outlets				
1	\$75	\$20	\$4.50	\$99.50
2	\$80	\$20	\$4.50	\$104.50
3	\$106	\$20	\$5.04	\$131.04
4	\$129	\$20	\$5.96	\$154.96
5	\$152	\$20	\$6.88	\$178.88
6	\$165	\$20	\$7.40	\$192.40
7	\$177	\$20	\$7.88	\$204.88
8	\$188	\$20	\$8.32	\$216.32
9	\$200	\$20	\$8.80	\$228.80
10	\$212	\$20	\$9.28	\$241.28
11	\$222	\$20	\$9.68	\$251.68
12	\$232	\$20	\$10.08	\$262.08
13	\$241	\$20	\$10.44	\$271.44
14	\$250	\$20	\$10.80	\$280.80
15	\$261	\$20	\$11.24	\$292.24
16	\$270	\$20	\$11.60	\$301.60
17	\$279	\$20	\$11.96	\$310.96
18	\$288	\$20	\$12.32	\$320.32
19	\$299	\$20	\$12.76	\$331.76
20	\$308	\$20	\$13.12	\$341.12

Add \$9 to Agency Fee for each outlet over 20.

**Work Over and Above Contract:**

Inspection for Closed Permit	\$93
Private Inspection	\$93





**BYLAW NO. 1847**

**Schedule "A"**

**Master Rates and Fees Schedule**

**Planning & Development**

<b>Non-Residential Gas Installations: Commercial &amp; Industrial Natural Gas &amp; Propane BTU's</b>	<b>Permit Fee to Agency</b>	<b>Admin Fee</b>	<b>Safety Codes Fee</b>	<b>Total</b>
10,000	\$75	\$20	\$4.50	\$99.50
20,000	\$75	\$20	\$4.50	\$99.50
30,000	\$75	\$20	\$4.50	\$99.50
40,000	\$75	\$20	\$4.50	\$99.50
50,000	\$75	\$20	\$4.50	\$99.50
60,000	\$75	\$20	\$4.50	\$99.50
70,000	\$75	\$20	\$4.50	\$99.50
80,000	\$80	\$20	\$4.50	\$104.50
90,000	\$85	\$20	\$4.50	\$109.50
100,000	\$93	\$20	\$4.52	\$117.52
110,000	\$100	\$20	\$4.80	\$124.80
120,000	\$106	\$20	\$5.04	\$131.04
130,000	\$111	\$20	\$5.24	\$136.24
140,000	\$116	\$20	\$5.44	\$141.44
150,000	\$122	\$20	\$5.68	\$147.68
170,000	\$129	\$20	\$5.96	\$154.96
190,000	\$135	\$20	\$6.20	\$161.20
210,000	\$142	\$20	\$6.48	\$168.48
230,000	\$147	\$20	\$6.68	\$173.68
250,000	\$152	\$20	\$6.88	\$178.88
300,000	\$158	\$20	\$7.12	\$185.12
350,000	\$165	\$20	\$7.40	\$192.40
400,000	\$171	\$20	\$7.64	\$198.64
450,000	\$177	\$20	\$7.88	\$204.88
500,000	\$183	\$20	\$8.12	\$211.12
550,000	\$188	\$20	\$8.32	\$216.32
600,000	\$194	\$20	\$8.56	\$222.56
650,000	\$200	\$20	\$8.80	\$228.80
700,000	\$206	\$20	\$9.04	\$235.04
750,000	\$212	\$20	\$9.28	\$241.28
800,000	\$218	\$20	\$9.52	\$247.52
850,000	\$225	\$20	\$9.80	\$254.80
900,000	\$231	\$20	\$10.04	\$261.04
950,000	\$236	\$20	\$10.24	\$266.24
1,000,000	\$242	\$20	\$10.48	\$272.48

Add \$8 to Agency Fee for each 100,000 BTU over 1,000,000 BTU.

**Work Over and Above Contract:**

Inspection for Closed Permit	\$93
Private Inspection	\$93

*BK. G.*

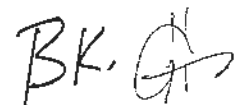
# BYLAW NO. 1847

## Schedule "A"

### Master Rates and Fees Schedule

#### Planning & Development

<b>Homeowner Residential Plumbing Fees:</b>	<b>Permit Fee to Agency</b>	<b>Admin Fee</b>	<b>Safety Codes Fee</b>	<b>Total</b>
<b>Number of Fixtures</b>				
1 to 5	\$90	\$20	\$4.50	\$114.50
6 to 10	\$182	\$20	\$8.08	\$210.08
11 to 15	\$218	\$20	\$9.52	\$247.52
16 to 20	\$252	\$20	\$10.88	\$282.88
Add \$5.50 to Agency Fee for each fixture over 20.				
<b>Contractor Residential Plumbing Fees:</b>				
<b>Number of Fixtures</b>				
1 to 5	\$90	\$20	\$4.50	\$114.50
6 to 10	\$139	\$20	\$6.36	\$165.36
11 to 15	\$175	\$20	\$7.80	\$202.80
16 to 20	\$209	\$20	\$9.16	\$238.16
Add \$5.50 to Agency Fee for each fixture over 20.				
<b>Work Over and Above Contract:</b>				
Inspection for Closed Permit	\$96			
Private Inspection	\$96			



**BYLAW NO. 1847**

**Schedule "A"**

**Master Rates and Fees Schedule**

**Planning & Development**

<b>Commercial/Industrial Plumbing Fees:</b>	<b>Permit Fee to Agency</b>	<b>Admin Fee</b>	<b>Safety Codes Fee</b>	<b>Total</b>
Number of Fixtures				
1	\$75	\$20	\$4.50	\$99.50
2	\$75	\$20	\$4.50	\$99.50
3	\$75	\$20	\$4.50	\$99.50
4	\$80	\$20	\$4.50	\$104.50
5	\$90	\$20	\$4.50	\$114.50
6	\$102	\$20	\$4.88	\$126.88
7	\$110	\$20	\$5.20	\$135.20
8	\$118	\$20	\$5.52	\$143.52
9	\$129	\$20	\$5.96	\$154.96
10	\$139	\$20	\$6.36	\$165.36
11	\$146	\$20	\$6.64	\$172.64
12	\$152	\$20	\$6.88	\$178.88
13	\$160	\$20	\$7.20	\$187.20
14	\$167	\$20	\$7.48	\$194.48
15	\$175	\$20	\$7.80	\$202.80
16	\$182	\$20	\$8.08	\$210.08
17	\$188	\$20	\$8.32	\$216.32
18	\$196	\$20	\$8.64	\$224.64
19	\$203	\$20	\$8.92	\$231.92
20	\$209	\$20	\$9.16	\$238.16
21	\$215	\$20	\$9.40	\$244.40
22	\$221	\$20	\$9.64	\$250.64
23	\$227	\$20	\$9.88	\$256.88
24	\$233	\$20	\$10.12	\$263.12
25	\$239	\$20	\$10.36	\$269.36
26	\$245	\$20	\$10.60	\$275.60
27	\$250	\$20	\$10.80	\$280.80
28	\$256	\$20	\$11.04	\$287.04
29	\$263	\$20	\$11.32	\$294.32
30	\$269	\$20	\$11.56	\$300.56
31	\$275	\$20	\$11.80	\$306.80
32	\$280	\$20	\$12.00	\$312.00
33	\$286	\$20	\$12.24	\$318.24
34	\$293	\$20	\$12.52	\$325.52
35	\$299	\$20	\$12.76	\$331.76
36	\$305	\$20	\$13.00	\$338.00
37	\$311	\$20	\$13.24	\$344.24
38	\$316	\$20	\$13.44	\$349.44



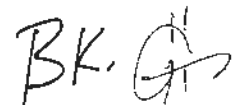
BYLAW NO. 1847

Schedule "A"

Master Rates and Fees Schedule

Planning & Development

Commercial/Industrial Plumbing Fees: (cont'd)	Permit Fee to Agency	Admin Fee	Safety Codes Fee	Total
Number of Fixtures				
39	\$321	\$20	\$13.64	\$354.64
40	\$328	\$20	\$13.92	\$361.92
41	\$334	\$20	\$14.16	\$368.16
42	\$341	\$20	\$14.44	\$375.44
43	\$347	\$20	\$14.68	\$381.68
44	\$352	\$20	\$14.88	\$386.88
45	\$358	\$20	\$15.12	\$393.12
46	\$364	\$20	\$15.36	\$399.36
47	\$370	\$20	\$15.60	\$405.60
48	\$376	\$20	\$15.84	\$411.84
49	\$383	\$20	\$16.12	\$419.12
50	\$388	\$20	\$16.32	\$424.32
51	\$394	\$20	\$16.56	\$430.56
52	\$399	\$20	\$16.76	\$435.76
53	\$403	\$20	\$16.92	\$439.92
54	\$409	\$20	\$17.16	\$446.16
55	\$413	\$20	\$17.32	\$450.32
56	\$418	\$20	\$17.52	\$455.52
57	\$423	\$20	\$17.72	\$460.72
58	\$427	\$20	\$17.88	\$464.88
59	\$433	\$20	\$18.12	\$471.12
60	\$437	\$20	\$18.28	\$475.28
61	\$441	\$20	\$18.44	\$479.44
62	\$447	\$20	\$18.68	\$485.68
63	\$451	\$20	\$18.84	\$489.84
64	\$456	\$20	\$19.04	\$495.04
65	\$461	\$20	\$19.24	\$500.24
66	\$467	\$20	\$19.48	\$506.48
67	\$471	\$20	\$19.64	\$510.64
68	\$475	\$20	\$19.80	\$514.80
69	\$481	\$20	\$20.04	\$521.04
70	\$485	\$20	\$20.20	\$525.20
71	\$489	\$20	\$20.36	\$529.36
72	\$494	\$20	\$20.56	\$534.56
73	\$500	\$20	\$20.80	\$540.80
74	\$504	\$20	\$20.96	\$544.96
75	\$509	\$20	\$21.16	\$550.16



**BYLAW NO. 1847**

**Schedule "A"**

**Master Rates and Fees Schedule**

**Planning & Development**

<b>Commercial/Industrial Plumbing Fees: (cont'd)</b>	<b>Permit Fee to Agency</b>	<b>Admin Fee</b>	<b>Safety Codes Fee</b>	<b>Total</b>
<b>Number of Fixtures</b>				
76	\$514	\$20	\$21.36	\$555.36
77	\$518	\$20	\$21.52	\$559.52
78	\$523	\$20	\$21.72	\$564.72
79	\$527	\$20	\$21.88	\$568.88
80	\$533	\$20	\$22.12	\$575.12
Add \$3.30 to Agency Fee for each fixture over 80.				
<b>Work Over and Above Contract:</b>				
Inspection for Closed Permit	\$96			
Private Inspection	\$96			
<b>Private Sewage</b>	<b>Permit Fee to Agency</b>	<b>Admin Fee</b>	<b>Safety Codes Fee</b>	<b>Total</b>
<b>Type of Installation</b>				
Holding Tank Only or Septic Tank (New or Replacement)	\$109	\$20	\$5.16	\$134.16
Open Discharge System	\$132	\$20	\$6.08	\$158.08
Private Sewage System (Field, Mound, At-Grade, Lagoon)	\$197	\$20	\$8.68	\$225.68
Inspection of Existing PSDS	\$266			
<b>Work Over and Above Contract:</b>				
Inspection for Closed Permit	\$96			
Private Inspection	\$96			

*BK. G*

**BYLAW NO. 1847**

**Schedule "A"**

**Master Rates and Fees Schedule**

**Transportation**

(In accordance with Policies 4A.005, 4A.014, 4A.017, 4A.020 and C-4A.013)

<b>Grader Services winter snowplowing and summer grading of driveway:</b>		
Grader Flag (15 minutes of grader services)		\$45
Each Additional Flag (15 minutes of grader services)		\$45
Grader Hourly Charge	20% less current year ARHCA rates	
Community Organizations		No Charge
Churches, Cemeteries, Community Halls, Lakeland Agricultural Research Association, Local non-profit groups, Other organizations as approved by Council		
Hardship Program		No Charge
<b>Pipeline Crossings Right-of-Way:</b>		
Pre and Post inspection fee for application for pipelines exceeding 30 centimeters		\$1,000
Pre and Post inspection fee for application for pipelines less than 30 centimeters		\$200
<b>Used Culverts:</b>		
Culverts that have been removed		No Charge
<b>Used Grader Blades:</b>		
8' blades		\$6
4' blades		\$3
<b>Property Line Brushing</b>		Cost Recovery



**BYLAW NO. 1847**

**Schedule "A"**

**Master Rates and Fees Schedule**

**Waste and Resource Recovery**

(In accordance with Bylaw 1627 as amended)

**Waste Collection Fees:**

Monthly Fee for Weekly Waste Collection Cart Pick up service	\$15
Additional Waste Collection Cart	\$75
Monthly Fee for Additional Weekly Waste Collection Cart Pick up Service	\$10

**Landfill Tipping Fees (calculated by multiplying the Load fee by the Waste rate):**

**Load Fee:**

Single Axle ½ and ¾ Ton	\$20
Single Axle 1 and 2 Ton	\$35
Tandem Trailer/Single Axle	\$50
10 Yard End Dump/3 Axle Trailer/Gravel Truck	\$100
20 Yard End Dump	\$200
30 Yard End Dump	\$300
40 Yard End Dump	\$400

**Waste Rate:**

Clean Fill (Clay, Topsoil)	0
Clean Burnables (Wood, Trees)	1.25
Mixed Waste (Class 3 pit, Transtor)	3.00
Metal	1.50
Shingles or Tires	1.50
Demolition or Insulation	3.00
Cardboard	1.50
Concrete	3.00

Use of Cold Lake Landfill by Municipal District of Bonnyville Residents      Actual cost to municipality\* + 10% Administration Fee

Cold Lake Landfill Access Card	No Charge
Replacement Access Card	\$5/card

*\*Only the costs for items other than residential waste as outlined in the City of Cold Lake Waste Management Bylaw*



# BYLAW NO. 1847

## Schedule "A"

### Master Rates and Fees Schedule

#### Water and Sewer

(In accordance with Bylaw 1666 as amended)

##### M.D. Water and Sewer System Rates (with the exception of Moose Lake):

Premises serviced with water and sewer	
Water Service Fee	\$10 per month/account holder
Water Consumption Rate	\$3.27 per m <sup>3</sup>
Sewer Service Fee	\$10 per month/account holder
Sewer Consumption Rate (calculated based on water consumption volume)	\$1.03 per m <sup>3</sup>
Premises serviced with water only	
Water Service Fee	\$10 per month/account holder
Water Consumption Rate	\$3.27 per m <sup>3</sup>
Premises serviced with sewer only	\$30 per month/account holder
Bulk Water Service	
Bulk Water Rate	\$5.50 per m <sup>3</sup>
Bulk Water Service Fee	\$10 per month/account holder

##### Moose Lake Water and Sewer System (supplied by the Town of Bonnyville):

Premises with water and sewer (based on water usage)	
Water	Actual cost to municipality* + 17.5%
Sewer	Actual cost to municipality* based on 80% of the water usage + 7.3%

\*Town of Bonnyville rate for water and sewer as established through their Bylaw determining utility rates.

##### Water Connection Fee:

If the parcel is, or has been, subject to a local improvement tax for the water system, or if an off-site levy has been paid toward the water system.	No Charge
If the parcel is not, and has not been, subject to a local improvement tax for the water system, or if an off-site levy has not been paid toward the water system.	\$3,622.76


NOTE: The owner will also be responsible for the cost of installing a water service line to the parcel if:

- One currently does not exist; or
- The existing water service line is inadequate or does not meet the required specifications.

<b>Water Meter Test Deposit</b>	\$20
<b>Water Meter, Remote Reading Device Minimum Repair Charge</b>	\$40
<b>Water Reconnection Fee</b>	\$25
<b>Bulk Water Deposit</b>	\$200

NOTE: An owner's deposit may be waived by the Chief Administrative Officer or Municipal Administrator if the applicant provides a satisfactory letter of reference from a utility company that the applicant currently has, or recently has had an account with.

<b>Water Service Deposit Interest</b>	1.5%
---------------------------------------	------





**BYLAW NO. 1847**

**Schedule "A"**

**Master Rates and Fees Schedule**

**Water and Sewer**

(In accordance with Bylaw 1666 as amended)

**Sewer Connection Fee:**

If the parcel is, or has been, subject to a local improvement tax for the sewer system, or if an off-site levy has been paid toward the sewer system. No Charge

If the parcel is not, and has not been, subject to a local improvement tax for the sewer system, or if an off-site levy has not been paid toward the sewer system. \$2,000

NOTE: The owner will also be responsible for the cost of installing a sewer service line to the parcel if:

- One currently does not exist; or
- The existing sewer service line is inadequate or does not meet the required specifications

**Sewer Service Line Inspection Deposit** \$100

**General Call Out – Per Employee (minimum 2 Hour Charge):**

Weekdays \$70/hr  
After Hours \$95/hr  
Sunday/Holiday \$120/hr

**Equipment:**

Power Snake \$80/hr  
Hand Snake \$20/hr  
Magaekist Thawer \$50/hr  
Hydrovac \$280/hr

